




Existing Street Scene  
1:200



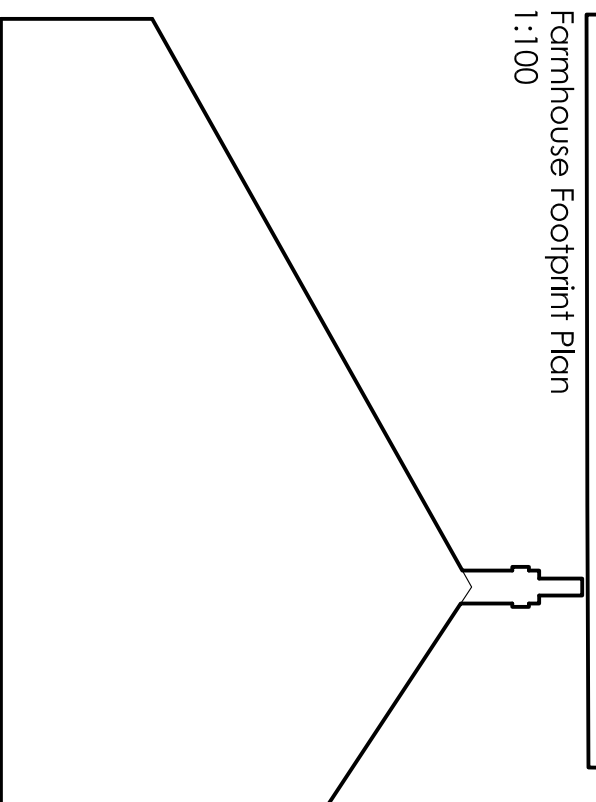
Farmhouse Front Elevation  
1:100




Farmhouse Rear Elevation



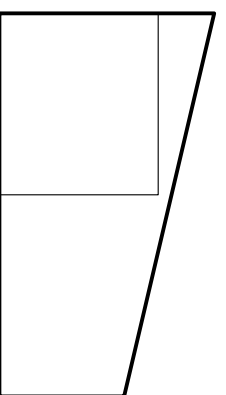
Farmhouse Footprint Plan  
1:100



Farmhouse Side Elevation



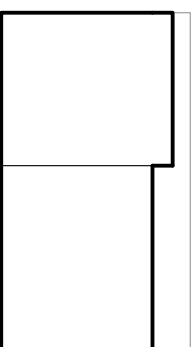
Garage Side (Sectional)




Garage Front Elev



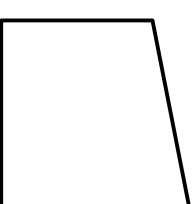
Garage Side Elevation




Wash House Side Side Elev




Wash House Side



Wash House Rear



Wash House Footprint Plan  
1:100



Garage Footprint Plan  
1:100

All dimensions to be checked on site. Figure dimensions to be used in preference to scaled drawings.

All dimensions are to be checked and verified on site prior to construction. Should it be brought to the attention of the Architect with a view to enable interpretation. Otherwise, the Contract shall be deemed to cover the alternative interpretation. CB3 accepts no responsibility for any unanticipated amendments to the drawing or design and does not permit unauthorised copying of the drawing. The drawing is subject to copyright law and remains the property of CB3 Design Ltd unless otherwise agreed.

Violations are to be approved by the Architect in writing prior to any work being done or materials being ordered for the completion, nature or extent of any work. All work shall be done in accordance with the contract, nature or extent of any work. All work shall be done in accordance with the contract, nature or extent of any work. All work shall be done in accordance with the contract, nature or extent of any work.

Before undertaking any work, the person undertaking the work shall be deemed to have accepted the drawings, the form of Contract and any Specification. It is the responsibility of the person undertaking the work to ensure that they are fully aware of the implications of the drawings, the form of Contract and any Specification. It is the responsibility of the person undertaking the work to ensure that they are fully aware of the implications of the drawings, the form of Contract and any Specification.

Failure to have correctly undertaken the above shall not relieve parties of the responsibility of subcontractors performing the work complete or to be completed. All work shall be done in accordance with the contract, nature or extent of any work. All work shall be done in accordance with the contract, nature or extent of any work.

All dimensions to be notified to the Architect immediately and they are identified in the drawing. All dimensions to be notified to the Architect immediately and they are identified in the drawing.

**Planning**

THE DRAWING IS INTENDED FOR THE ABOVE PURPOSE ONLY AND MUST NOT BE USED FOR ANY OTHER PURPOSE. THE ARCHITECT'S RESPONSIBILITY IS LIMITED TO THE DESIGN AND CONSTRUCTION OF THE BUILDING. THE ARCHITECT IS NOT RESPONSIBLE FOR THE DESIGN AND CONSTRUCTION OF ANY OTHER BUILDING OR FOR THE DESIGN AND CONSTRUCTION OF ANY OTHER BUILDING.

Health & Safety: The Contractor shall be responsible for ensuring that all workers are fully aware of the implications of the drawings, the form of Contract and any Specification. It is the responsibility of the Contractor to ensure that all workers are fully aware of the implications of the drawings, the form of Contract and any Specification.

2019.02.27	R	100% LOCK	PBA
DATE	REV	DESCRIPTION	BY:
2019.02.27	1	ISSUED FOR PERMIT	PBA

Job Title:  
Benefice Farm  
15 Mill House Lane,  
Croft, WA3 7HA

Drawing Title:  
Farmhouse Existing Outline Elevations

Client:  
Mrs Gonzalez & Monks Family

27th Square, Lynton, WA13 9HW  
 2019.09.16  
 003 A  
 PBA  
 ?